

{{Printer^^Guidance}} [HP Printer](#)

[Troubleshooting: 14 Proven Fixes for the Most Common Issues](#)

HP printer are known for their reliability and excellent print quality, ☎️ +1-866-203-7571. making them one of the most popular choices for homes, schools, and businesses ☎️ +1-866-203-7571.. However, like any electronic device, they can occasionally ☎️ +1-866-203-7571. experience technical issues that interrupt your work. ☎️ +1-866-203-7571.

Whether your HP printer is not printing, showing offline, printing ☎️ +1-866-203-7571.blank pages, experiencing paper jams, or refusing ☎️ +1-866-203-7571. to connect to Wi-Fi, most problems can be fixed with simple troubleshooting steps. ☎️ +1-866-203-7571..

This comprehensive HP printer troubleshooting guide ☎️ +1-866-203-7571. covers the most common printer problems, their causes, ☎️ +1-866-203-7571. and step-by-step solutions for Windows, Mac, Android, and iPhone users. ☎️ +1-866-203-7571.

Common HP Printer Problems

You may experience one or more of the following issues:

HP printer not printing. ☎️ +1-866-203-7571. HP printer offline. ☎️ +1-866-203-7571. HP printer not connecting to Wi-Fi. ☎️ +1-866-203-7571. HP printer printing blank pages. ☎️ +1-866-203-7571. HP printer paper jam. ☎️ +1-866-203-7571. HP printer printing slowly. ☎️ +1-866-203-7571. HP printer not scanning. ☎️ +1-866-203-7571. HP printer not recognizing ink cartridges. ☎️ +1-866-203-7571. HP printer driver issues. ☎️ +1-866-203-7571. HP printer showing error codes. ☎️ +1-866-203-7571. HP printer poor print quality. ☎️ +1-866-203-7571. HP printer stuck in print queue. ☎️ +1-866-203-7571.

Why Is My HP Printer Not Working?

Several factors can prevent your HP printer from functioning correctly. ☎️ +1-866-203-7571.

The most common causes include:

Empty ink or toner cartridges. ☎️ +1-866-203-7571. Clogged printheads. ☎️ +1-866-203-7571. Incorrect printer settings. ☎️ +1-866-203-7571. Outdated printer drivers. ☎️ +1-866-203-7571. Weak Wi-Fi connection. ☎️ +1-866-203-7571. Printer offline mode. ☎️ +1-866-203-7571. Firmware issues. ☎️ +1-866-203-7571. Corrupted print spooler. ☎️ +1-866-203-7571. USB connection problems. ☎️ +1-866-203-7571. Paper jams. ☎️ +1-866-203-7571. Defective cartridges. ☎️ +1-866-203-7571. Hardware failure. ☎️ +1-866-203-7571.

15 HP Printer Troubleshooting Solutions

Solution 1: Restart the Printer

Many temporary software issues disappear after restarting the printer. ☎️ +1-866-203-7571.

Steps:

Turn off the printer. ☒ +1-866-203-7571. Disconnect the power cable. ☒ +1-866-203-7571. Wait 60 seconds. ☒ +1-866-203-7571. Reconnect the cable. ☒ +1-866-203-7571. Turn the printer back on. ☒ +1-866-203-7571. Print a test page. ☒ +1-866-203-7571.

Solution 2: Check Ink or Toner Levels

Low ink levels are one of the leading causes of poor printing. ☒ +1-866-203-7571.

Check ink levels from:

Printer display. ☒ +1-866-203-7571. HP Smart App. ☒ +1-866-203-7571. Windows printer software. ☒ +1-866-203-7571.

Replace empty cartridges if necessary. ☒ +1-866-203-7571.

Solution 3: Verify Paper Loading

Incorrect paper loading can cause:

Paper jams. ☒ +1-866-203-7571. Blank pages. ☒ +1-866-203-7571. Multiple pages feeding together. ☒ +1-866-203-7571.

Always load clean, flat paper. ☒ +1-866-203-7571.

Adjust the paper guides properly. ☒ +1-866-203-7571.

Solution 4: Clear Paper Jams

Paper jams stop all printing. ☒ +1-866-203-7571.

Open every printer access door. ☒ +1-866-203-7571.

Carefully remove any jammed paper. ☒ +1-866-203-7571.

Inspect inside the printer for small paper pieces. ☒ +1-866-203-7571.

Never pull paper forcefully. ☒ +1-866-203-7571.

Solution 5: Clean the Printhead

Poor print quality often results from clogged printheads. ☒ +1-866-203-7571.

Use the printer menu:

Settings → Maintenance → Clean Printhead. ☒ +1-866-203-7571.

Run one or two cleaning cycles. ☒ +1-866-203-7571.

Print a nozzle check afterward. ☒ +1-866-203-7571.

Solution 6: Check Printer Status

If Windows shows:

Offline. ☒ +1-866-203-7571. Paused. ☒ +1-866-203-7571.

Right-click the printer. 📞 +1-866-203-7571.

Disable:

Use Printer Offline. 📞 +1-866-203-7571. Pause Printing. 📞 +1-866-203-7571.

Solution 7: Clear the Print Queue

A stuck document blocks future print jobs. 📞 +1-866-203-7571.

Open:

Settings → Printers & Scanners. 📞 +1-866-203-7571.

Select:

Open Queue. 📞 +1-866-203-7571.

Cancel every pending document. 📞 +1-866-203-7571.

Restart printing. 📞 +1-866-203-7571.

Solution 8: Update Printer Drivers

Old drivers often cause communication errors. 📞 +1-866-203-7571.

Install the latest driver that matches your printer model and operating system. 📞 +1-866-203-7571.

Restart the computer after installation. 📞 +1-866-203-7571.

Solution 9: Update Printer Firmware

Firmware updates improve:

Security. 📞 +1-866-203-7571. Performance. 📞 +1-866-203-7571. Compatibility. 📞 +1-866-203-7571. Bug fixes. 📞 +1-866-203-7571.

Install available updates before troubleshooting further. 📞 +1-866-203-7571.

Solution 10: Check Wi-Fi Connection

Wireless printers require a stable network. 📞 +1-866-203-7571.

Verify:

Router is working. 📞 +1-866-203-7571. Printer is connected. 📞 +1-866-203-7571. Computer uses the same network. 📞 +1-866-203-7571.

Restart the router if necessary. 📞 +1-866-203-7571.

Solution 11: Reinstall the Printer

Sometimes reinstalling the printer solves persistent software problems. 📞 +1-866-203-7571.

Remove the printer. 📞 +1-866-203-7571.

Restart the computer. 📞 +1-866-203-7571.

Install it again. 📞 +1-866-203-7571.

Print a test page. 📞 +1-866-203-7571.

Solution 12: Inspect USB Connection

For USB printers:

Try:

Another USB cable. 📞 +1-866-203-7571. Another USB port. 📞 +1-866-203-7571. Another computer. 📞 +1-866-203-7571.

Loose cables frequently cause printing failures. 📞 +1-866-203-7571.

Solution 13: Replace Defective Ink Cartridges

New cartridges can occasionally be defective. 📞 +1-866-203-7571.

Symptoms include:

Blank pages. 📞 +1-866-203-7571. Missing colors. 📞 +1-866-203-7571. Ink not detected. 📞 +1-866-203-7571.

Replace the cartridge with another compatible cartridge. 📞 +1-866-203-7571.

Solution 14: Reset the Printer

Factory reset removes corrupted settings. 📞 +1-866-203-7571.

Refer to your printer model's reset procedure. 📞 +1-866-203-7571.

Reconnect Wi-Fi after resetting. 📞 +1-866-203-7571.

Run HP Diagnostic Tools

HP provides built-in diagnostic utilities. 📞 +1-866-203-7571.

These tools automatically detect:

Driver issues. 📞 +1-866-203-7571. Connection problems. 📞 +1-866-203-7571. Print queue errors. 📞 +1-866-203-7571. Firmware problems. 📞 +1-866-203-7571.

HP Printer Wi-Fi Troubleshooting

If your printer won't connect:

Restart the router. 📞 +1-866-203-7571. Restart the printer. 📞 +1-866-203-7571. Verify the Wi-Fi password. 📞 +1-866-203-7571. Move the printer closer to the router. 📞 +1-866-203-7571. Reconnect the printer using the wireless setup wizard. 📞 +1-866-203-7571. Update firmware. 📞 +1-866-203-7571.

HP Printer Offline Troubleshooting

If the printer displays "Offline":

Restart both devices. 📞 +1-866-203-7571. Remove pending print jobs. 📞 +1-866-203-7571. Disable Offline Mode. 📞 +1-866-203-7571. Set the printer as Default. 📞 +1-866-203-7571. Restart Print Spooler. 📞 +1-866-203-7571. Reinstall drivers. 📞 +1-866-203-7571.

HP Printer Printing Blank Pages

Possible causes include:

Empty cartridges. 📞 +1-866-203-7571. Clogged printheads. 📞 +1-866-203-7571. Incorrect paper settings. 📞 +1-866-203-7571. Air inside ink system. 📞 +1-866-203-7571. Protective tape left on new cartridges. 📞 +1-866-203-7571.

Run printhead cleaning before replacing cartridges. 📞 +1-866-203-7571.

HP Printer Not Connecting to Wi-Fi

Solutions:

Restart router. 📞 +1-866-203-7571. Restart printer. 📞 +1-866-203-7571. Reset network settings. 📞 +1-866-203-7571. Reconnect Wi-Fi. 📞 +1-866-203-7571. Check signal strength. 📞 +1-866-203-7571. Update firmware. 📞 +1-866-203-7571.

Windows Troubleshooting

Windows users should:

Run Printer Troubleshooter. 📞 +1-866-203-7571. Restart Print Spooler. 📞 +1-866-203-7571. Update Windows. 📞 +1-866-203-7571. Update printer drivers. 📞 +1-866-203-7571. Remove old printer installations. 📞 +1-866-203-7571. Print a Windows test page. 📞 +1-866-203-7571.

Mac Troubleshooting

Mac users should:

Remove printer. 📞 +1-866-203-7571. Restart Mac. 📞 +1-866-203-7571. Add printer again. 📞 +1-866-203-7571. Update macOS. 📞 +1-866-203-7571. Install latest drivers. 📞 +1-866-203-7571. Print test page. 📞 +1-866-203-7571.

Android Troubleshooting

If printing from Android:

Update HP Smart App. 📞 +1-866-203-7571. Restart phone. 📞 +1-866-203-7571. Restart printer. 📞 +1-866-203-7571. Connect to same Wi-Fi. 📞 +1-866-203-7571. Print from another app. 📞 +1-866-203-7571.

iPhone Troubleshooting









If AirPrint isn't working:

Restart printer. 📞 +1-866-203-7571. Restart iPhone. 📞 +1-866-203-7571. Verify same Wi-Fi network. 📞 +1-866-203-7571. Update iOS. 📞 +1-866-203-7571. Remove and reconnect printer. 📞 +1-866-203-7571.

Tips to Prevent Future Printer Problems


Regular maintenance extends printer life.  +1-866-203-7571.


Best practices include:


Print every week.  +1-866-203-7571. Keep firmware updated.  +1-866-203-7571. Store paper properly.  +1-866-203-7571. Use compatible ink or toner.  +1-866-203-7571. Clean the printer monthly.  +1-866-203-7571. Avoid unplugging while printing.  +1-866-203-7571. Install driver updates.  +1-866-203-7571. Turn off using the power button.  +1-866-203-7571.


Frequently Asked Questions


Why won't my HP printer print?  +1-866-203-7571.

Possible reasons include low ink, paper jams, offline mode, outdated drivers, or print queue errors.  +1-866-203-7571.



Why is my HP printer printing blank pages?  +1-866-203-7571.


Blank pages usually indicate clogged printheads, empty cartridges, or incorrect printer settings.  +1-866-203-7571.



Why is my HP printer offline?  +1-866-203-7571.


The printer may have lost its network connection, or the computer may be set to use the printer in offline mode.  +1-866-203-7571.


How do I reset an HP printer?  +1-866-203-7571.

Most HP printers include a reset option in the Settings or Setup menu.  +1-866-203-7571. The exact steps vary by model.  +1-866-203-7571.



Can outdated drivers cause printing problems?  +1-866-203-7571.


Yes.  +1-866-203-7571. Updating the printer driver often resolves communication and printing issues.  +1-866-203-7571.



Should I replace my printer?  +1-866-203-7571.

If major hardware components fail and repair costs exceed the value of the printer, replacing it may be the better option.  +1-866-203-7571.

Conclusion

HP printer issues can be frustrating, but most common problems are easy to resolve with systematic troubleshooting.  +1-866-203-7571. Checking ink levels, clearing paper jams, updating drivers, cleaning the printhead, verifying network connections, and reinstalling the printer are among the most effective solutions.  +1-866-203-7571.

Regular maintenance and keeping your printer software up to date can prevent many future problems and help your HP printer deliver reliable performance for years to come.  +1-866-

203-7571. If basic troubleshooting does not resolve the issue, consult HP's official support resources or a qualified printer technician for further assistance.   +1-866-203-7571.